

Bear Paw Press

Bear Creek Quilt Guild

Volume 34 Issue 7
July 2024

The President's Message

Vicky Kidd
BCQG President

President's Message

Hi Quilters!

I hope this finds you all enjoying tons of summer activities! One of my favorite summer memories as a youngster was **HOMEMADE ICE CREAM!** Those words are in all caps because I am yelling them due to the wonderfulness of homemade ice cream. LOL!

In preparation for writing this newsletter story, I decided to look up the history of ice cream. I found several different explanations beginning with the earliest evidence of anything being anywhere close to ice cream. It seems that in China in the Tang period (A.D. 618-907) a form of "yoghurt" was produced using buffalo, cows', and goats' milk. Over a thousand years later, Marco Polo returned to Italy from East Asia with a recipe that closely resembled what we now call sherbet. Another resource reported that "Cream Ice" was discovered in the 16th century and regularly graced the table of Charles the 1st. Ice cream became available to the general public around 1660 in Paris. The first official account of ice cream in the New World comes from a letter written in 1744 by a guest of the Maryland Governor William Bladen. The first advertisement for ice cream in the United States appeared in the New York Gazette on May 12, 1777. A store merchant's records show that George Washington spent approximately \$200 for ice cream during the summer of 1790. Dude liked his ice cream!


I could go on with the history lesson, however this is probably enough for us to recognize that ice cream has been around for an exceedingly long time.

When I was growing up, we had a great, big, wooden ice cream freezer. My parents dragged out the freezer and made homemade ice cream about 6 or 7 times every summer. Of course, we had all the summer holidays to celebrate, plus miscellaneous times when it was just absolutely appropriate to have homemade ice cream. I enjoyed sitting on the towel covered freezer as the handle turned helping the ice and salt produce the wonderful mixture. Homemade ice cream was always a party, in and of itself. (Continued)

Meeting Location and Time

Bessie Mitchell House
411 Ball Street
Grapevine
Texas 76051

Guild meetings begin with
social time from 6:30-7:00.
Meetings start at 7:00.



The President's Message (Continued)

Vicky Kidd
BCQG President

Those days are gone, and we do not have ice cream (homemade or bought) very often due to healthy eating habits. We also do not own an ice cream freezer but let me tell you this-there are some ready to eat, fabulous flavors of ice cream out there for sale. I would venture to say that many of them cost less than \$200. Treat yourself to some ice cream on one of these sizzling summer days!

Here are a few reminders:

Remember to bring your quilts that need quilting in June and July to Tom DeMoss. He will do a great job of quilting and give you 25% off the regular quilting price.

Please sign up to work at this year's quilt expo using Sign-up Genius. I enjoy working and hanging out with longtime and new friends. It is a wonderful way to support BCQG and have tons of fun!

Remember to turn in your volunteer hours to Deb Heid. You can email her at her address in the directory. Hours spent making boutique items and mini quilts count!

I will be collecting items for door prizes at the August meeting. Bring a few things you do not want any more that someone else might like to use. I will have a couple of medium sized crates to fill. In case you are wondering, we usually make between \$40-50 at each meeting on the door prizes. Thank you for contributing items and buying tickets. You have made this a fun and worthwhile activity!

I'll see you at our July meeting. I can't wait to see you and hear what Randy Cole has to say!

Make it sew!

Vicky



Easy Vanilla Ice Cream

This easy ice cream recipe requires no cooking and no eggs. Half-and-half and cream team up with sugar to create a simple, old-fashioned vanilla ice cream that tastes great.

Submitted by **JKINFLA**

Prep Time: 5 mins

Additional Time: 4 hrs 20 mins

Total Time: 4 hrs 25 mins

Servings: 32

Yield: 1 gallon

Ingredients

- 2 quarts half-and-half
- 1 ½ cups white sugar
- ½ pint heavy cream
- 4 teaspoons vanilla extract
- 1 pinch salt

Directions

Step 1

Combine half-and-half, sugar, cream, vanilla, and salt in the freezer container of an ice cream maker. Freeze according to the manufacturer's instructions, about 20 minutes. Transfer to an airtight container and freeze until firm, about 4 hours.

Cook's Note

This recipe is designed for an old-fashioned ice cream maker that yields one gallon; scale the recipe down if you have a countertop model.

Nutrition Facts

Per serving: 142 calories; total fat 10g; saturated fat 6g; cholesterol 32mg; sodium 28mg; total carbohydrate 12g; total sugars 10g; protein 2g; vitamin c 1mg; calcium 68mg; potassium 85mg

June 18, 2024

Member In-Person Meeting Minutes

BCQG Meeting Agenda

Vicky Kidd called the meeting to order at 7:02 PM. Attendees were greeted and those with June birthdays were recognized and thanked for bringing the evening snacks.

Attendees were encouraged to vote for their favorite mini quilt at the meeting outset and throughout the meeting until time to tally the votes.

A motion to approve the minutes of the May meeting was made by JoAnne Sheppard and seconded by Nancy Carr. The motion carried.

The Treasurer's report was presented by Vicky Kidd due to the treasurer's absence. Reported income of \$271.62 with expenses of \$400.00 resulted in a loss of \$128.38.

There weren't any new members or guests in attendance. Attendees were encouraged to continue striving for perfect attendance to remain eligible for the year-end prize. There are still a good number of eligible members as of the June meeting.

Members are asked to keep turning in volunteer hours to Deb Heid. That includes hours making boutique items or mini quilts, as well as the hours normally turned in for our usual donations. We are also to report those volunteer hours spent on ANY charitable work that are not reported to other agencies. For example, if one donates hours at the local food bank and those hours are not reported to any other 501(c)(3) organization, they are reportable here. Please send Deb your hours by email or the sign-in sheet.

Attendees were urged to sign up to work at the quilt Expo using Sign Up Genius. The link was sent via eblast.

Kayleen Allen presented new items that had been donated recently for sale in the boutique and called for more donations ahead of the upcoming show. If you have donated items to the boutique, you may be eligible to win a \$25 Visa gift card. Four gift cards were donated to have a drawing from the people who donated to the boutique. Kayleen is compiling a list of donors to this year's boutique. Those who were not present at the June meeting but who have donated items are urged to reach out to Kayleen to be added to the list. We plan to have the drawing at the August general meeting.

Vicky reminded those assembled that Tom DeMoss is giving a 25% discount to BCQG members who turn in their items to be longarm quilted during June and July. Please take advantage of his wonderful offer.

It was announced that member Yvonne Highlander fell and broke her leg. She is home from rehab, and surely would appreciate a card or call. Kay Thomas' absence was explained by a trip to the emergency room and those in attendance were encouraged to reach out to Kay with get well wishes.

Doris Schjelderup was the winner of the special quilt kit drawing.

The votes for Mini Quilt entrants were tallied. The first place winner of a \$75 gift card was Colleen Connor, the second place winner of a \$50 gift card was JoAnne Sheppard, and the third place winner of a \$25 gift card was Marie Mote.

Nancy Carr reminded those present of upcoming programs, please see the listing in the newsletter for details.

Betty Reisch emceed the show and tell presentations, please see the pictures in the newsletter.

Vicky Kidd and Nancy Carr performed the door prize drawings. Additional door prize item donations were requested to be brought to the August meeting.

Nancy Carr introduced the evening's speaker, Beverly Douglas, who gave a presentation on getting your quilt ready for showing followed by a question and answer session that included additional tips offered by those attendees who have previously shown quilts.

Vicky Kidd adjourned the meeting at 8:04 PM

Quilt Bee

Spotlight


By
Pam Roark

Collages Plus Quilting Bee

The Collages Plus Bee is a new Bee that started in September of 2023. It meets on the first and third Thursdays of the month from 1:30pm to 4:30pm at Gail Haterius' house and is open to anyone who would like to join us. Our current members include Gail Haterius, Vicki Kidd, Doris Schjelderup, Candy Frobish, Dorene Joyce, Connie Angelot and Pam Roark.

It was inspired by a group of women who took Dorene Joyce's workshop on collages and using color to enhance them. We were wanting to focus on learning different techniques for making collages and to share what we learned with the others in our bee. We usually bring handwork. We also bring books that have inspired us and share different techniques that we have been learning. We have had multiple mini demonstrations

Our quilting is not limited to collages. It can be any project we are currently working on. Some of those include mini quilts for the guild's auction at the Irving quilt show, items for the boutique and any other quilts we are working on. We have a good time and share lots of laughter. I think we have all inspired each other and learned some new things.



Programs/ Workshops

Nancy Carr

July Meeting Program

Our July 16, 2024, program promises to be casual and laid back as Randy Cole, business owner of ABC Sew will present a program on his "Glorious Half Century in the Sewing Machine Business." Randy, also known as the "Sewing Machine man", has been in the business for 47 years. He generally goes to your home at your convenience for any sewing machine repair, and he has numerous drop off sites throughout the metroplex. Randy is known by many of the Bear Creek quilt guild family as he has serviced many of our machines throughout the years. It will be interesting to learn of his entry into the machine business and how the future looks. Randy can also be seen on his YouTube channel. Just go to YouTube, and enter Randy Your Sewing Machine Man into the search.

Our July 17 workshop is with Sherry Rupe from Sunset Retreat who will be facilitating a workshop on the Mega Dream Bag. See pictures below. The workshop will be at the Roanoke Public Library from 10 – 4. There will be a pattern charge that our instructor will bring, plus the charge of \$10.00 per member. Here is the pattern and supply list for the upcoming workshop.




Contact me – Nancy Carr at
nmkrock@aol.com with any questions.

Submitted by,
Nancy Carr

The *Mega Dream Bag* is the perfect bag for all your sewing tools and notions. It also makes a great travel bag for toiletries and all your traveling stuff!

- Lots of interior pockets you can customize to your needs.
- Handles drape out of the way when in use.
- Zipper opens all the way so bag can open fully.
- Top can be folded down so contents are easily accessible.
- Lots and lots of room for your stuff!



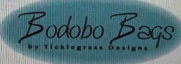
Bag Dimensions: 9½" Tall x 10½" Wide x 6" Deep - 15½" at the top when closed

Fabric and Supplies:



Outside Top - 1/4 yard or fat quarter
Outside Bottom - 1/3 yard
Lining - 1/2 yard
Pockets - 1/3 yard
Straps - 1/4 yard
Handles - use the leftovers of any of the above fabrics.

Pellon® SF-101 Shape-Flex® - 2½ yards
Pellon® TP971F Fusible Thermolam® Plus - 1/2 yard
1 - 18" or larger nylon zipper

Important!
When choosing fabric be aware of the direction of the grain.
You may need to buy extra yardage to accommodate directional fabrics.



©Ticklegrass Designs/Bodobo Bags 2017. All rights reserved.
No electronic or printed reproduction is permitted without the prior written consent of Ticklegrass Designs/Bodobo Bags.
Natalie Rawlinson - ticklegrassdesigns@gmail.com



Birthdays

Michelle Lewis



July Birthdays

Karen Scribner	07/02	Bernie Albrecht	07/12
Candy Frobish	07/08	Nancy Sprague	07/14
Paul Gause	07/09	Anne Mosher	07/21
Terry Mosher	07/10	Chris Atwell	07/30

Perfect Attendance Contest!

Beginning January 16, 2024, and ending on December 17, 2024

Perfect Attendance

Vicky Kidd



Try your best to attend every meeting. The objective is to be present, in person (watching on zoom does not count) at as many meetings as possible. There will be prize drawings for the members attending the most meetings during the year.

We still have lots of people with perfect attendance! Keep up the good work everyone!

Be sure to sign in at every meeting you attend so that you will get credit for being there.

Let's do this!!

Community Services

Deb Heid

Happy July to All.

Hopefully you are enjoying a cool place and having fun with family.

In reviewing hours for June, I thought it was a bit light with only 328 hours reported. Please send me your hours if you made any items for the boutique or any mini quilts.

I also wanted to let you know that I was able to deliver 82 quilts, 23 fidget mats, and several receiving blankets to J.P. S. Thanks to Tom for braving the heat to deliver the blankets. It was worthwhile to see the smiles on everyone's face when they saw the pile of blankets.

Have a great weekend enjoying time with your family.

Deb Heid,
Community Representative.



We will have sign up logs at every meeting for you to record and submit your volunteer hours.

Bear Creek Quilt Guild 2024 Programs

***Workshop Scheduled**

July 16

Randy Cole

A Half Century in the Sewing Machine Business

Sherry Rupe

The Mega Dream Bag *

August 20

End of Summer Potluck

September 17

Barbara & Ernie McGraw

Life Stories Told Through Quilts

October 15

Ellen Zinsmeister


Improvitational Quilting * Intro to Improv

November 19

Quilt of Valor Presentation

December 17

Christmas Potluck & Officer Installation



Quilt Expo Volunteer

Request

By
Kathi Runyan

To All My Quilty Friends @ Bear Creek Quilt Guild!

I normally try to write a quick article about subscription boxes, but this month I'm going to make a pitch for your help. The Expo is fast approaching and one of my 'extra' hats is the Volunteer Coordinator for the entire Expo. I know many of you are already committed to helping our Guild either with the Boutique or you might have signed up to volunteer through the Expo as an Ambassador. Thanks!!

Later this month I will publish a Sign up Genius volunteer request for many other positions the Guilds need some help with. AND, a few of these jobs cost you NOTHING!! That's right, if you volunteer before the actual Expo starts, there is no parking charge! So, before the Expo we first need help taking in all the quilts that the members will be dropping off on Sunday afternoon, July 28. On Tuesday, July 30 the real work starts. There will be much organization unfolding and quilts will be fluffed, lifted and hung for the show. The call for volunteers will include lots of workers to unload the quilts in their designated display spot, removing it from its pillowcase and then hanging it with care. With many hands, this is almost only a half day's bit of work. And again, no parking charges! Once everything is in place and ready for review, on Wednesday, we'll need scribes to walk with the judges and fill out the forms that will accompany each entry. It's a great experience, I've done it twice myself and always learn something new. The hardest part is staying quiet!! You are there to write down everything (mostly) the judges comments while viewing the quilts under their watch. Depending on which shift you sign up for, you'll be one of the first to know which quilts have been awarded prizes...but mum's the word until Thursday when the show opens! Still no cost to park, it just doesn't get any better!

So, Thursday, the show opens and we have lots of opportunities for our members to help. We sell T-Shirts, take in packages, run the mini quilt auction and help the Show Ambassadors with entry assistance. If standing for long periods is not your thing, there are jobs that require you to sit and help! The bad news, this is when you'll have to start paying for parking. If you sign up with a friend or partner, you can carpool and share the cost!

At the conclusion of the show, on Saturday, there is a frenzy of activity to take down the quilts and get them into the hands of their owners. It's a pretty quick process, very efficient and rewarding all the way around. Most likely you'll work in a team of three to take down the quilts and then they will collate the quilts so that runners will be able to bring them to the check out staff for return to their owners.

Please consider signing up as a Guild Volunteer, we need everyone's help to make this show a success. If you sign up as a Show Ambassador and work a 4 hour shift, you are rewarded with free admission to the show.

See you at the show!

Kathi Runyan

Quilt Show

Beverly Douglas
2nd VP

Quilt Show Representative

North Texas Quilt Festival

UPDATE: The time for entering your quilts is drawing near! As a reminder, the **dead-line for quilt entry was May 28. Other deadlines were: Junior quilts, June 15; Miniquilts, June 15.**

I am going to be negotiating with Jonquelle, who is coordinating the Auction, to turn our mini quilts in after our meeting on June 18th.

Quilt show tickets are here! I will have them at the next few meetings. If you buy from the Guild, cost is \$12, and the Guild gets a piece of the money. If you wait and buy at the show, they are \$15, and the Guild gets none of the money. So come prepared! Cash or checks payable to BCQG are accepted.

I still have a few T shirts. Please let me know if you want one and if I have the size you need it will cost \$18. Again, a portion of the sales of shirts goes to the Guild. This is how we get our money, so buy early and often!

Membership

Michelle Lewis

We had a great meeting in June

Attendees: 41

Zoom: 0

Visitors: 0

New Member: 0

The password for the membership section on our website has changed. It is in the back of your directory. If you don't have a directory yet, please email me and I will tell you what it is.

If you need a directory mailed to you please let me know.

My email: quiltingmichelle@gmail.com

See you at the June Meeting!

Stay in touch with your guild!

Check out our website at


www.bearcreekquiltguild.com

If you did not receive a password after paying membership fees, please email Michelle Lewis at:

quiltingmichelle@gmail.com

817-247-0622.

Letter From The Gatehouse



Hello, Gatehouse friends!

If you're not following us on Facebook, you may have missed this wonderful post about quilts:

Our founder Lisa Rose shares a sweet story from our early days (before our campus was built, when the original farmhouse on our property was a make-shift office and our "campus" was just a field of sunflowers) about a woman name Kayleen coming by asking if she could make quilts for us.

Little did we know that Kayleen would mobilize quilters across the DFW Metroplex who, over the last 9 years, have made more than 800 beautiful hand-made quilts.

These quilts, given to every new Member and child when they move in, have become symbols of comfort and hope, as well as lifelong keepsakes, reminding these precious women and kids of their journey to a brighter future.

Thank you Kayleen and our wonderful quilting community for the time and love you have "sewn" into these families!

All the best,

Lisa and Mary

Mini Quilt Contest Winners



1st Place:

Colleen Connor

2nd Place:

JoAnne Sheppard

3rd Place:

Marie Mote



Quilting Bees Info

Come explore a Bee. Friendships are made and tips are shared.

Questions? Contact Pam Roark at BC.BeeKeeper21@gmail.com

or see my phone # in the directory.

BEE NAME	MEETING DAY/TIME/LOCATION	HOW	OPEN
A Few Loose Threads	Friday/every other/9:30 Meets at: Must Love Fabric	In-Person	N
Blue Bonnet Quilters	Wed/2 nd /monthly/4:30-8:30p Meets at: Roanoke Library	In-Person	Y
Collages Plus	Thursday/1st & 3rd/1:30-4:30 Meets at: Gail Haterius' home	In-Person	Y
Fabricholics	Monday/2nd/Monthly/10:00 Meets at: Kayleen Allen's Home	In-Person	N
Pieceful Daze	<u>1st Monday 9:30</u> at St. Stephen's Episcopal Church <u>3rd Monday 9:30</u> at Richland Sewing Center	In-Person	Y
Pins & Needles	Fridays/2 nd and last monthly 12:00-8:00p Meets at: Quilters Dream	In-Person Come & Go	Y



SHOW and TELL


Betty Reisch



Siri Sinha
Name of Quilt: Double Ring
Pattern Name: Double Rings by Sew Kind of Wonderful
Quilted by: Siri
Double Rings made easy; no pinning, no finding the center, just cut and sew!
(Siri is a certified SKW teacher)



Teresa Galegher
Name of Quilt: Faux Jelly Roll
Quilted by: Teresa
Used a lot of florals. This will be a donation quilt




Teresa Galegher
Name of Quilt: Bit Coin
Quilted by: Teresa
Pattern Name: Inspired by Bonnie Hunter's Bitcoin



Barbara Farris
Name of Quilt: Fast Forward
Quilted by: Barbara
Pattern Name: Fast Forward
Scrappy spirals on a black background. Quilted on her Janome S6



Barbara Farris
Quilted Jacket
Star blocks were mounted on a deconstructed sweat-shirt.



Michelle Lewis
Quilted by: Cynthia Johnson
Made for a coworker's mom who is battling cancer.

QUILT OF VALOR RECIPIENT FORM

Thank you for referring a veteran for a Quilt of Valor. Bear Creek Quilt Guild awards Quilts of Valor every November at the regular meeting. The following is information needed by the Quilt of Valor Committee prior to awarding a quilt.

HAS RECIPIENT EVER RECEIVED A QUILT OF VALOR? IF YES, THEY ARE NOT ALLOWED ANOTHER.

DOES RECIPIENT WISH TO HAVE A QUILT OF VALOR? IF NO, SEE BELOW**

NAME _____ BRANCH OF SERVICE _____

HIGHEST RANK _____ SERVICE DATES _____

DUTY STATIONS _____

OCCUPATION _____

AWARDS/COMMENDATIONS RECEIVED ----- _____ -----

WHAT DID RECIPIENT DO AFTER SERVING? OCCUPATION? MARRIED? CHILDREN? HOBBIES? LOCATION?

WILL RECIPIENT BE ABLE TO ATTEND THE NOVEMBER CEREMONY? _____

YOUR NAME AND CONTACT INFO _____

**Some veterans refuse a quilt because they don't want something patriotic. For those veterans, the Quilt of Valor Committee has made non-patriotic themed quilts. Please let your recipient know if this is an issue. Be sure to let the Committee know if this is the case so they can be prepared.

Bear Creek Quilt Guild 2024 Directory Advertising Form

ADVERTISING RATES FOR DIRECTORY

_____	Full Page	5 ½ X 8 ½	\$100.00
_____	Inside Front	5 ½ X 8 ½	\$125.00
_____	Inside Back	5 ½ X 8 ½	\$125.00
_____	Back Cover	5 ½ X 8 ½	\$125.00
_____	Half Page	5 ½ X 4 ¼	\$ 50.00
_____	Quarter Page	5 ½ X 2 ½	\$ 25.00

Please Note:

Provide a PDF or JPEG file
All ads are black/white
Payment due with application
Cash/Check - Payable to Bear Creek Quilt Guild
Directory valid March 2024 – March 2025

Please Print

Name: _____

Company: _____

Phone Number: _____

Email: _____

BCQG Member who took the ad: _____

Please contact Michelle Lewis with questions. Ads can be mailed to the address shown below:

Michelle Lewis
116 Eagle Moor Ln
Weatherford, TX 76087
817-247-0622
quiltingmichelle@gmail.com



Members in the News

If you, or your quilt, has made news recently, email a picture of you and the quilt to

dode65@myyahoo.com

Bee News

If you have an activity or picture for "Bee News", send to Pam Roark BC.BeeKeeper21@gmail.com

Contact Pam if you are interested in joining or starting a Bee.

NEWSLETTER

Deadline for the newsletter is
the 25th of the month.

Please send all articles worded as you would like them printed to Doris Schjelderup

dode65@myyahoo.com

ADVERTISEMENT RATES

Advertisements may be submitted electronically or by camera-ready art on or before the 25th of each month.

Advertisements must be paid in advance. If you are interested, please contact via phone, email or mail:

Doris Schjelderup
9541 Bewley Dr.
Keller, Texas 76244
616-645-0478 (mobile)
dode65@myyahoo.com

Size	1 month	3 months	6 months
Business Card	\$ 7.00	\$ 20.00	\$ 40.00
1/4 page	14.00	40.00	80.00
1/2 page	28.00	80.00	160.00

BCQG WEBSITE

www.bearcreekquiltguild.com

BCQG OFFICERS 2024

President	Vicky Kidd	806-674-8098
1st Vice President	Nancy Carr	817-995-7991
2nd Vice President	Beverly Douglas	813-838-6533
Secretary	Chris Sizemore	678-485-1070
	Pam Roark	See email
Treasurer	Kay Thomas	214-228-8032
Past President	Kathi Runyan	817-488-7577

COMMITTEE CHAIRS 2024

Beekeeper	Pam Roark BC.beekeeper21@gmail.com	See email
Communications	Angela Hoss	469-371-2091
Community Service	Debra Heid	817-600-1229
Hospitality	Executive Board	
Magazine Swap	Angela Hoss	469-371-2091
Membership	Michelle Lewis	817-247-0622
	Kay Thomas	214-228-8032
	Aleta Mayrose	682-429-8351
New Member Liaison	JoAnne Sheppard	817-673-9483
Newsletter	Doris Schjelderup	661-645-0478
Opportunity Table	Doris Schjelderup	817-562-1741
Outings/Retreats	Mona Levingston	817-235-9188
Quilts of Valor	Beverly Douglas	813-838-6533
Show & Tell	Betty Reisch	817-296-5931
Sunshine & Shadows	Linda McKinney	817-584-2397
Webmaster	Mary Nalley	817-937-4356
Workshops	Nancy Carr	817-995-7991
	Kathi Runyan	817-422-4931